



Crankshaft

Issued: 02/96
Revised: 08/00

Division	7
Section	A
Page	1

Division 7

16070036 Fig.: 4	A - 3
16070042 Fig.: 8	A - 3
16070044 Fig.: 5	A - 3
16070055 Fig.: 15	A - 5
16070097 Fig.: 10	A - 3
16070100 Fig.: 1	A - 3
16070104 Fig.: 2	A - 4
16070105 Fig.: 1	A - 4
16070106 Fig.: 1	A - 6
16070107 Fig.: 3	A - 6
16070108 Fig.: 2	A - 7
16070109 Fig.: 3	A - 7
16070110 Fig.: 1	A - 7
16070111 Fig.: 2	A - 3
16070114 Fig.: 3	A - 3
16070115 Fig.: 4	A - 4
16070116 Fig.: 3	A - 4
16070117 Fig.: 5	A - 4
16070121 Fig.: 6	A - 4
16070123 Fig.: 2	A - 6
16070124 Fig.: 7	A - 4
16070125 Fig.: 10	A - 4
16070126 Fig.: 8	A - 4
16070127 Fig.: 9	A - 4
16070128 Fig.: 11	A - 5
16070129 Fig.: 6	A - 3
16070130 Fig.: 7	A - 3
16070131 Fig.: 12	A - 5
16070132 Fig.: 13	A - 5
16070133 Fig.: 14	A - 5
16070134 Fig.: 4	A - 6
16070135 Fig.: 4	A - 7
16070136 Fig.: 18	A - 5
16070137 Fig.: 5	A - 6
16070138 Fig.: 16	A - 5
16070139 Fig.: 17	A - 5
16070140 Fig.: 9	A - 3
16070141 Fig.: 5	A - 7
16070142 Fig.: 19	A - 5
16080041 Fig.: 2	A - 8
16080044 Fig.: 1	A - 8
16080047 Fig.: 3	A - 8
16080048 Fig.: 4	A - 8

Note: Always check Master Price List for replacement part numbers.

Tecumseh products made in Italy by
TECUMSEH EUROPA S.p.A.



The following pages contain crankshaft illustrations for all Tecumseh engines made in Italy.

These illustrations indicate all dimensions necessary for identifying a crankshaft when the part number or engine number is not known.

To locate the correct group, first determine:-

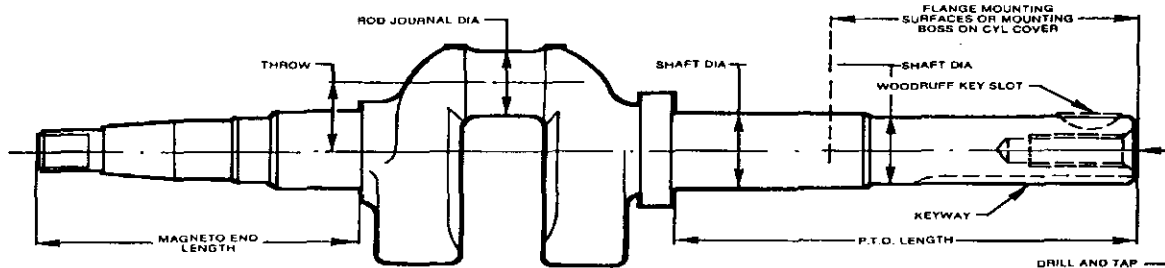
- A. Magneto end length.
- B. Throw.
- C. Rod journal diameter.
- D. Horizontal or vertical.

1	79,4 mm	23,5 mm	21,9 mm	4 Stroke : 3,5 HP/OHV45	Vertical
2	79,4 mm	24,5 mm	25,4 mm	4 Stroke : 3,7 + 6,5 HP	Vertical
5	78,4 mm	23,5 mm	21,9 mm	4 Stroke : 3,5 HP	Horizontal
6	78,4 mm	24,5 mm	25,4 mm	4 Stroke : 3,7 + 6,5 HP	Horizontal
9	75,1 mm	22,1 mm	21,4 mm	2 Stroke : 3,5 HP	Vertical

Dotted line dimensions on typical crankshaft illustrations represent the length from the end of the crankshaft to the mounting flange surface on vertical shaft engines or the mounting boss on the cylinder cover on horizontal shaft engines.

Each group of illustrations begins with a complete crankshaft illustration (Fig. 1).

Each illustration following will have the same magneto end length and rod journal diameter as figure 1.



Note: Always check Master Price List for replacement part numbers.

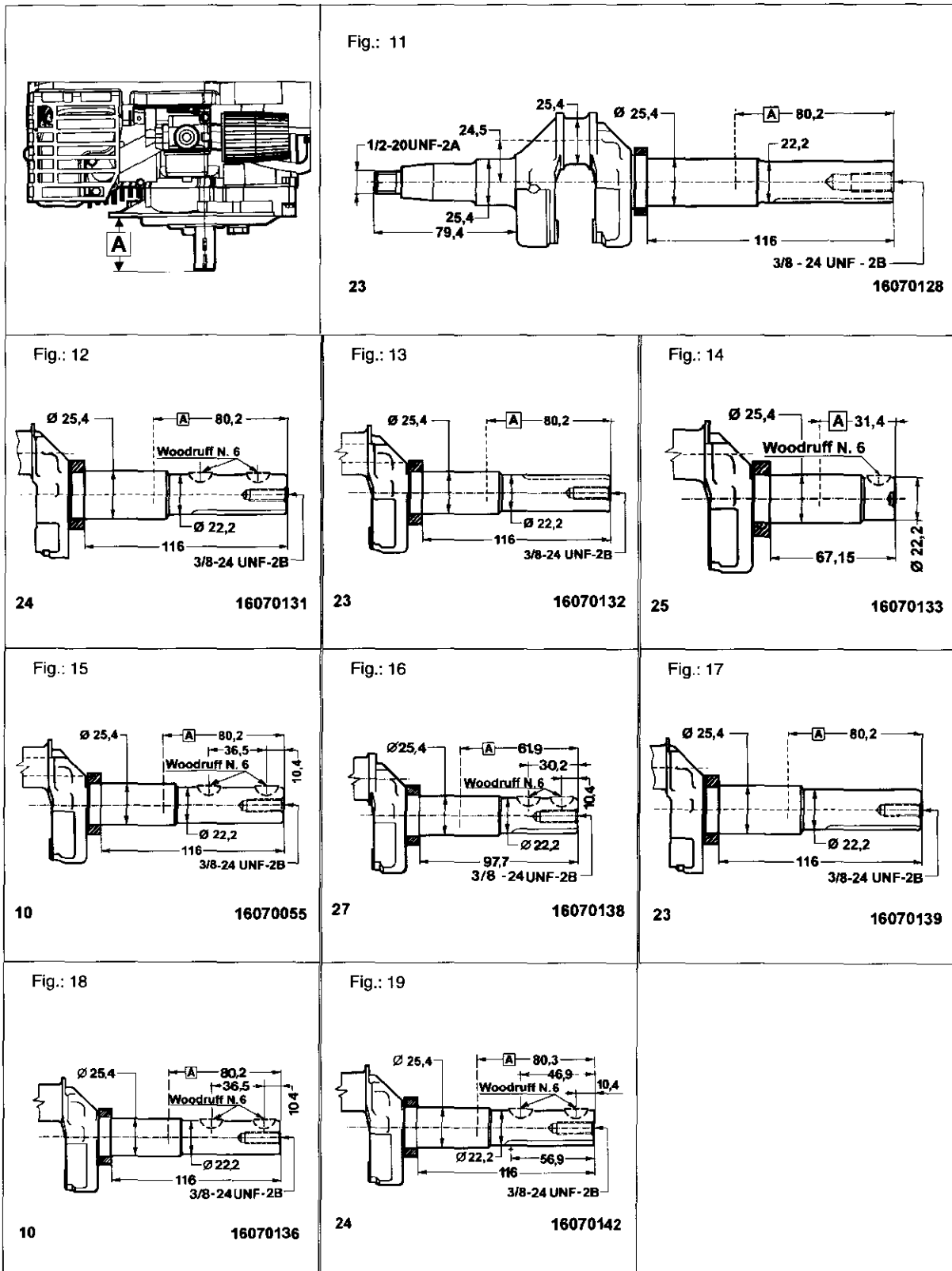
	<p>Fig.: 1</p> <p>10 16070100</p>	
<p>Fig.: 2</p> <p>11 18070111</p>	<p>Fig.: 3</p> <p>1 16070114</p>	<p>Fig.: 4</p> <p>11 16070036</p>
<p>Fig.: 5</p> <p>10 16070044</p>	<p>Fig.: 6</p> <p>23 16070129</p>	<p>Fig.: 7</p> <p>24 16070130</p>
<p>Fig.: 8</p> <p>11 16070042</p>	<p>Fig.: 9</p> <p>28 16070140</p>	<p>Fig.: 10</p> <p>4 16070097</p>

Note: Always check Master Price List for replacement part numbers.



	<p>Fig.: 1</p> <p>11 16070105</p>	
<p>Fig.: 2</p> <p>10 16070104</p>	<p>Fig.: 3</p> <p>1 16070116</p>	<p>Fig.: 4</p> <p>1 16070115</p>
<p>Fig.: 5</p> <p>2 16070117</p>	<p>Fig.: 6</p> <p>11 16070121</p>	<p>Fig.: 7</p> <p>11 16070124</p>
<p>Fig.: 8</p> <p>22 16070126</p>	<p>Fig.: 9</p> <p>20 16070127</p>	<p>Fig.: 10</p> <p>18 16070125</p>

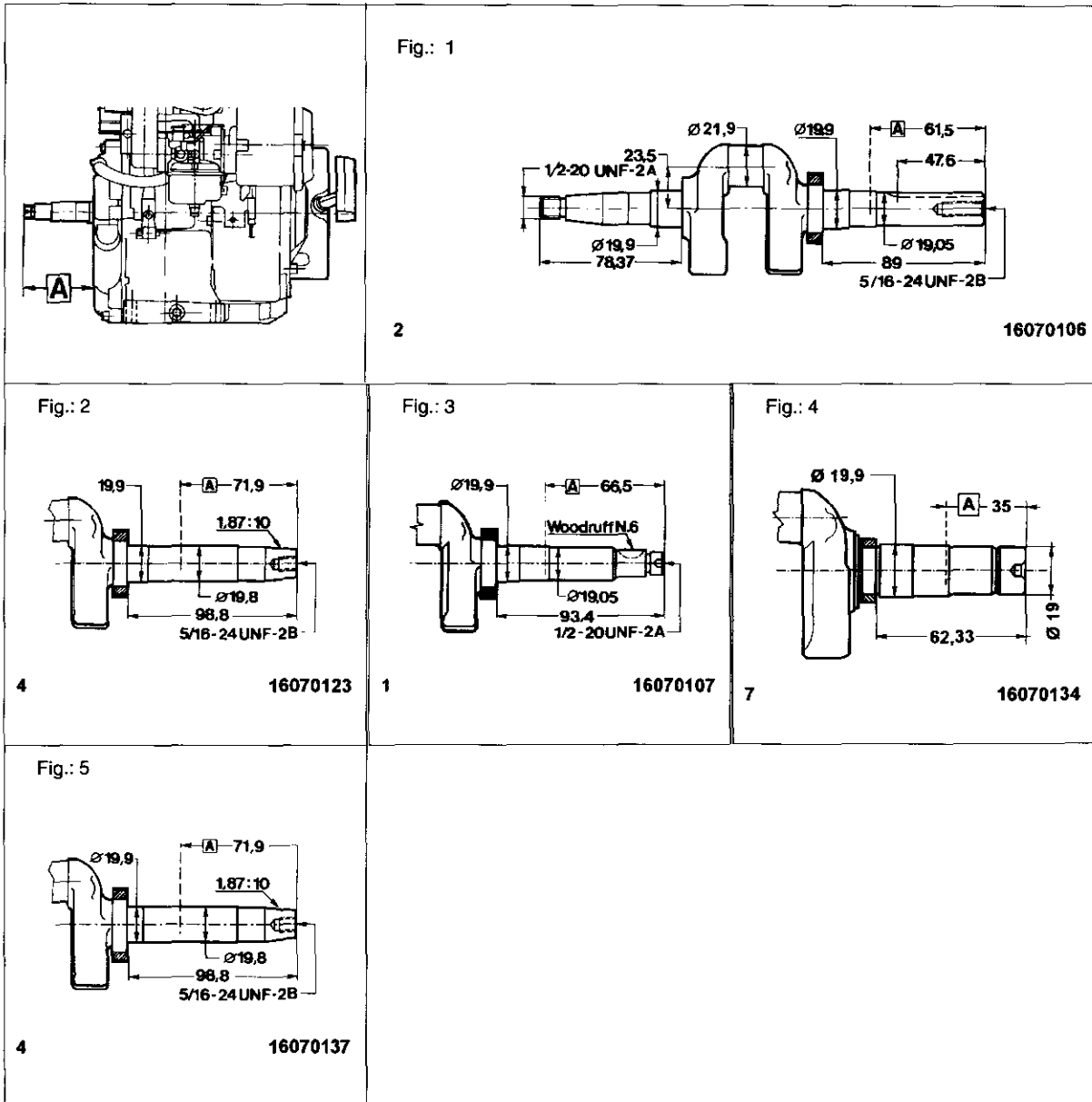
Note: Always check Master Price List for replacement part numbers.



Note: Always check Master Price List for replacement part numbers.

Crankshaft Illustrations

Group 5
 Issued: 02/96
 Revised: 08/00



Note: Always check Master Price List for replacement part numbers.

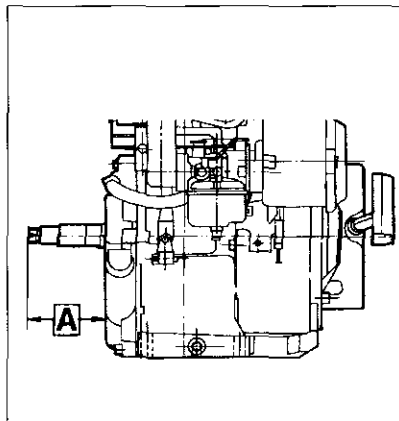
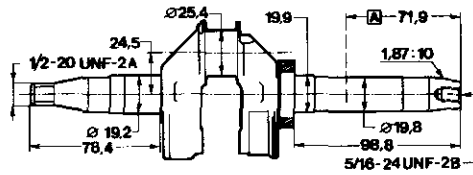


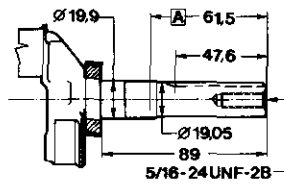
Fig.: 1



4

16070110

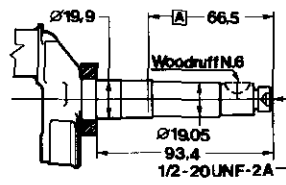
Fig.: 2



2

16070108

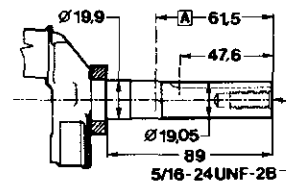
Fig.: 3



1

16070109

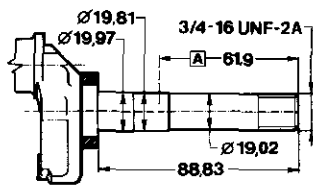
Fig.: 4



2

16070135

Fig.: 5



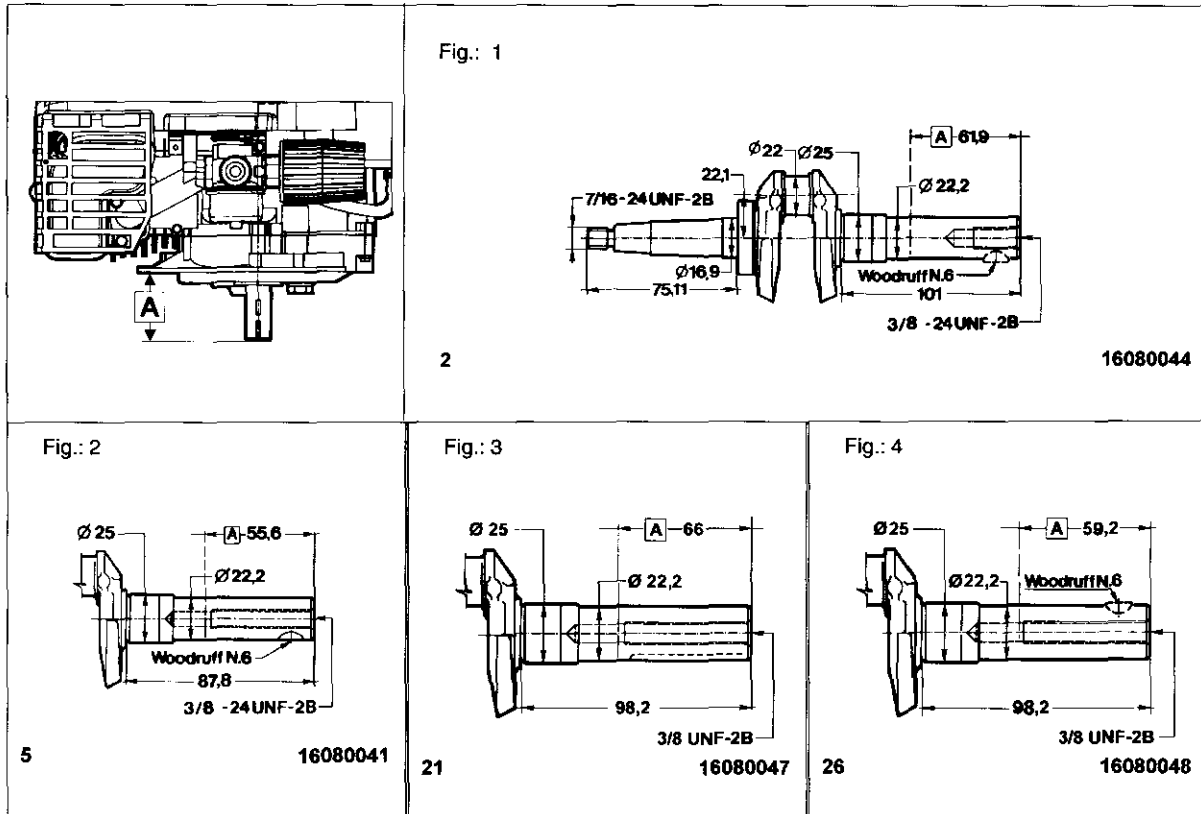
3

16070141

Note: Always check Master Price List for replacement part numbers.

Crankshaft Illustrations

Group 9
 Issued: 02/96
 Revised: 08/00



Note: Always check Master Price List for replacement part numbers.